

# EXAMUNION

Certified IT Exam Material Authority



Accurate study guides, High passing rate!  
We offer free update service for one year!

<http://www.examunion.com>

**Exam** : **70-492**

**Title** : Upgrade your MCPD: Web  
Developer 4 to MCSD: Web  
Applications

**Version** : DEMO

## Topic 1, Mixed Questions Set 1

1.You are developing an ASP.NET MVC application in Visual Studio 2012. The application supports multiple cultures.

The application contains three resource files in the Resources directory:

- MyDictionary.resx
- MyDictionary.es.resx
- MyDictionary.fr.resx

Each file contains a public resource named Title with localized translation.

The application is configured to set the culture based on the client browser settings.

The application contains a controller with the action defined in the following code segment. (Line numbers are included for reference only.)

```
01 public ActionResult GetProducts()  
02 {  
03  
04     List<ProductModel> products = DataBase.DBAccess.GetProducts();  
05     return View(products);  
06 }
```

You need to set ViewBag.Title to the localized title contained in the resource files.

Which code segment should you add to the action at line 03?

- A. `ViewBag.Title = HttpContext.GetGlobalResourceObject("MyDictionary", "Title", new System.Globalization.CultureInfo("en"));`
- B. `ViewBag.Title = Resources.MyDictionary.Title;`
- C. `ViewBag.Title = HttpContext.GetGlobalResourceObject("MyDictionary", "Title");`
- D. `ViewBag.Title = HttpContext.GetLocalResourceObject("MyDictionary", "Title");`

- A. Option A
- B. Option B
- C. Option C
- D. Option D

**Answer: B**

## 2.DRAG DROP

You are developing an ASP.NET MVC application that takes customer orders. Orders are restricted to customers with IP addresses based in the United States. You need to implement a custom route handler. How should you implement the route handler? (To answer, drag the appropriate line of code to the correct location or locations. Each line of code may be used once, more than once, or not at all. You may need to drag the split bar between panes or scroll to view content.)

```

IHttpHandler
IHttpHandlerFactory
IRouteHandler
IRouteConstraint
RequestContext
HttpContext

public class USOnlyRouteHandler : 
{

public      GetHttpHandler(
    requestContext)

{
    return new USIPHandler(requestContext);
}
}
    
```

**Answer:**

```

public class USOnlyRouteHandler : IRouteHandler
{

public IHttpHandler GetHttpHandler( RequestContext
    requestContext)

{
    return new USIPHandler(requestContext);
}
}
    
```

3.You are developing an ASP.NET MVC application that uses forms authentication. The user database contains a user named OrderAdmin.

You have the following requirements:

- You must allow all users to access the GetOrders method.
- You must restrict access to the EditOrder method to the user named OrderAdmin.

You need to implement the controller to meet the requirements.

Which code segment should you use? (Each correct answer presents a complete solution. Choose all that apply.)

A. `[Authorize]`

```

public class OrderController : Controller
{
    [AllowAnonymous]
    public ActionResult GetOrders()
    {
        ...
        return View();
    }
    [Authorize(Users = "OrderAdmin")]
    public ActionResult EditOrder()
    {
        ...
        return View();
    }
}
    
```

```
B. [Authorize]
public class OrderController : Controller
{
    [AllowAnonymous]
    public ActionResult GetOrders()
    {
        ...
        return View();
    }

    [Authorize]
    public ActionResult EditOrder()
    {
        if (this.HttpContext.User.Identity.Name != "OrderAdmin")
        {
            return RedirectToAction("Login", "Account", new
            { returnUrl = "/Order/EditOrder" });
        }
        else
        {
            ...
            return View();
        }
    }
}
```

```
C. [Authorize(Roles = "Anonymous")]
public class OrderController : Controller
{
    public ActionResult GetOrders()
    {
        ...
        return View();
    }

    [Authorize(Users = "OrderAdmin")]
    public ActionResult EditOrder()
    {
        ...
        return View();
    }
}
```

D. `[Authorize]`  
`public class OrderController : Controller`  
`{`  
`[Authorize(Roles="Anonymous")]`  
`public ActionResult GetOrders()`  
`{`  
`...`  
`return View();`  
`}`  
  
`[Authorize(Users = "OrderAdmin")]`  
`public ActionResult EditOrder()`  
`{`  
`...`  
`return View();`  
`}`  
`}`

- A. Option A
- B. Option B
- C. Option C
- D. Option D

**Answer:** AB

#### 4.HOTSPOT

You are developing an ASP.NET MVC web application that enables users to open Microsoft Excel files. The current implementation of the `ExcelResult` class is as follows.

```
public class ExcelResult : ActionResult
{
    public string Path { get; set; }

    public override void ExecuteResult(ControllerContext context)
    {
        ...
    }
}
```

You need to enable users to open Excel files.

How should you implement the `Execute Result` method? (To answer, select the appropriate options in the answer area.)

```
var response = context.HttpContext.Response;
var request = context.HttpContext.Request;
```

```
var canProcess = request.AcceptTypes.Contains("application/vnd.ms-excel");
var canProcess = request.ContentType.Contains("application/vnd.ms-excel");
```

```
if (canProcess)
{
    response.Clear();
```

```
response.AddHeader("content-disposition", "attachment; filename=dl");
response.Output.Write("content-disposition", "application/vnd.ms-excel");
```

```
response.ContentType = "application/vnd.ms-excel";
response.ContentEncoding = new UTF8Encoding
```

```
response.WriteFile(context.HttpContext.Server.MapPath(Path));
}
```

**Answer:**

```
var response = context.HttpContext.Response;
var request = context.HttpContext.Request;
```

```
var canProcess = request.AcceptTypes.Contains("application/vnd.ms-excel");
var canProcess = request.ContentType.Contains("application/vnd.ms-excel");
```

```
if (canProcess)
{
    response.Clear();
```

```
response.AddHeader("content-disposition", "attachment; filename=dl");
response.Output.Write("content-disposition", "application/vnd.ms-excel");
```

```
response.ContentType = "application/vnd.ms-excel";
response.ContentEncoding = new UTF8Encoding
```

```
response.WriteFile(context.HttpContext.Server.MapPath(Path));
}
```

**5.HOTSPOT**

You are developing an ASP.NET MVC application that authenticates a user by using claims-based authentication.

The application must:

- Use Windows Identity Foundation 4.5.
- Support the Windows Azure Access Control Service.

You need to implement authentication.

How should you build the class constructor? (To answer, select the appropriate option from the drop-down list in the answer area.)

```
using Microsoft.IdentityModel.Claims;

public class IdentityClaim
{
    private string _identityProvider;
    private string _identityValue;
    public const string ACSProviderClaim =
        "http://schemas.microsoft.com/accesscontrolservice/...";

    public IdentityClaim( identity)
    {
        if (identity != null)
        {
            foreach (var claim in identity.Claims)
            {
                if (claim. == .NameIdentifier)
                {
                    _identityValue = claim.Value;
                }
                if (claim. == ACSProviderClaim)
                {
                    _identityProvider = claim.Value;
                }
            }
        }
    }
}
```

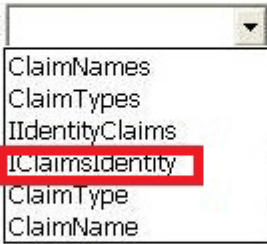


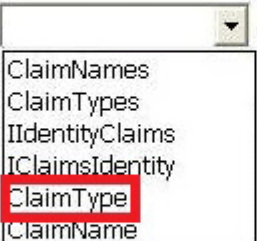


**Answer:**

```

using Microsoft.IdentityModel.Claims;

public class IdentityClaim
{
    private string _identityProvider;
    private string _identityValue;
    public const string ACSProviderClaim =
        "http://schemas.microsoft.com/accesscontrolservice/...";

    public IdentityClaim(
         identity)
    {
        if (identity != null)
        {
            foreach (var claim in identity.Claims)
            {
                if (claim.
                     ==
                    .NameIdentifier)
                {
                    _identityValue = claim.Value;
                }
                if (claim.
                     == ACSProviderClaim)
                {
                    _identityProvider = claim.Value;
                }
            }
        }
    }
}

```

6. You are designing an HTML5 website. You need to design the interface to make the content of the web page viewable in all types of browsers, including voice recognition software, screen readers, and reading pens.

What should you do? (Each correct answer presents a complete solution. Choose all that apply.)

- A. Annotate HTML5 content elements with Accessible Rich Internet Application (ARIA) attributes.
- B. Convert HTML5 forms to XForms.
- C. Ensure that HTML5 content elements have valid and descriptive names.
- D. Use HTML5 semantic markup elements to enhance the pages.
- E. Use Resource Description Framework (RDF) to describe content elements throughout the entire page.

**Answer:** A, D

#### 7.DRAG DROP

You are developing an ASP.NET MVC web application in Visual Studio 2012. The application has a model named Reservation Location that contains properties named City and State. The view that displays reservations has a single text box named loc for entering the location information. The location is entered as city, state. There are action methods that have Reservation Location as a parameter type. You need to ensure that the City and State properties are correctly populated.

How should you implement model binding for the Reservation Location type? (To answer, drag the appropriate code segment to the correct location or locations. Each code segment may be used once, more than once, or not at all. You may need to drag the split bar between panes or scroll to view content.)

```
bindingContext.ModelType = typeof  
(ReservationLocation);
```

```
var raw = bindingContext.ValueProvider.GetValue  
("loc");
```

```
dynamic data = bindingContext.ValueProvider.GetValue  
("loc");
```

```
dynamic data = raw.RawValue  
.ToString().Split(',');
```

```
bindingContext.ModelState.Add("city,state",  
new ModelState { Value = data });
```

```
dynamic data = controllerContext.RouteData  
.Values[raw + "[city,state]"];
```

\*\*\*\*\*

```
public class ReservationModelBinder : IModelBinder  
{  
    public object BindModel(ControllerContext controllerContext,  
        ModelBindingContext bindingContext)  
    {  
          
          
        return new ReservationLocation  
        {  
            City = data[0],  
            State = data[1],  
        };  
    }  
}
```

Answer:

```
bindingContext.ModelType = typeof
(ReservationLocation);
```

```
dynamic data = bindingContext.ValueProvider.GetValue
("loc");
```

```
bindingContext.ModelState.Add("city, state",
    new ModelState { Value = data });
```

```
dynamic data = controllerContext.RouteData
.Values[raw + "[city, state]"];
```

```
public class ReservationModelBinder : IModelBinder
{
    public object BindModel(ControllerContext controllerContext,
        ModelBindingContext bindingContext)
    {
        var raw = bindingContext.ValueProvider.GetValue
("loc");

        dynamic data = raw.RawValue
            .ToString().Split(',');

        return new ReservationLocation
        {
            City = data[0],
            State = data[1],
        };
    }
}
```

8. You are developing an ASP.NET MVC web application in Visual Studio 2012. The application requires several thousand content files. All content is hosted on the same IIS instance as the application. You detect performance issues when the application starts. You need to resolve the performance issues. What should you do?

A. Implement HTTP caching in the ASP.NET MVC controllers.

- B. Combine the content files by using ASP.NET MVC bundling.
- C. Install a second IIS instance.
- D. Move the content to a Windows Azure CDN.

**Answer: B**

9. You are testing an ASP.NET application. The test plan requires that tests run against the application's business layer. You need to use the test project template that meets this requirement.

Which template should you use?

- A. Web Test Project
- B. Load Test Project
- C. Unit Test Project
- D. Coded Test Project

**Answer: C**

10. You are authoring unit tests. The unit tests must test code that consumes sealed classes. You need to create, maintain, and inject dependencies in the unit tests.

Which isolation method should you use?

- A. T4 text templates and code generation
- B. Stub types
- C. Shim types
- D. Hard-coded implementation

**Answer: C**

11. You are developing an ASP.NET MVC web application that includes the following method.

```
public double AccountBalance(double currentBalance, double transactionAmount)
{
    double finalBalance = 0.00;
    finalBalance = currentBalance + transactionAmount;
    return finalBalance;
}
```

You need to test the Account Balance method.

Which unit test should you use?

- A. 

```
[TestMethod()]
private void AccountBalanceTest()
{
    double currentBalance = 175.05;
    double transactionAmount = 76.03;
    double finalBalance = 251.08;
    double result = 0.00;

    result = AccountBalance(currentBalance, transactionAmount);
    Assert.AreEqual(finalBalance, result);
}
```
- B. 

```
[TestMethod()]
public void AccountBalanceTest()
{
    double currentBalance = 175.05;
    double transactionAmount = 76.03;
    double finalBalance = 251.08;
    double result = 0.00;

    result = AccountBalance(currentBalance, transactionAmount);
    Assert.IsTrue(finalBalance, result);
}
```
- C. 

```
[TestMethod()]
public void AccountBalanceTest()
{
    double currentBalance = 175.05;
    double transactionAmount = 76.03;
    double finalBalance = 251.08;
    double result = 0.00;

    result = AccountBalance(currentBalance, transactionAmount);
    Assert.AreEqual(finalBalance, result);
}
```
- D. 

```
[UnitTest()]
public void AccountBalanceTest()
{
    double currentBalance = 175.05;
    double transactionAmount = 76.03;
    double finalBalance = 251.08;
    double result = 0.00;

    result = AccountBalance(currentBalance, transactionAmount);
    Assert.AreEqual(finalBalance, result);
}
```

A. Option A

B. Option B

C. Option C

D. Option D

**Answer: C**

12. You are developing an ASP.NET MVC application by using Visual Studio 2012. The application throws and handles exceptions when it runs. You need to examine the state of the application when exceptions are thrown.

What should you do?

A. From the DEBUG menu in Visual Studio 2012, select Exceptions. Enable the Thrown check box for Common Language Runtime Exceptions.

B. From the DEBUG menu in Visual Studio 2012, select Exceptions. Disable the User-unhandled check box for Common Language Runtime Exceptions.

C. Add the following code to the Web.config file of the application.

```
<customErrors mode="On">  
<error statusCode="500" redirect="CustomErrors.html" />  
</customErrors>
```

D. Add the following code to the Web.config file of the application.

```
<customErrors mode="On" >  
<error statusCode="404" redirect="CustomErrors.html"/>  
</customErrors>
```

**Answer: A**

13. You are developing an ASP.NET MVC news aggregation application that will be deployed to servers on multiple networks. The application must be compatible with multiple browsers. A user can search the website for news articles. You must track the page number that the user is viewing in search results. You need to program the location for storing state information about the user's search.

What should you do?

A. Store search results and page index in Session.

B. Use Application state to store search terms and page index.

C. Use QueryString to store search terms and page index.

D. Store search results and page index in TempData

**Answer: C**

14. You are developing an ASP.NET MVC application. The application is deployed in a web farm and is accessed by many users. The application must handle web server failures gracefully. The servers in the farm must share the state information. You need to persist the application state during the session.

What should you implement?

A. A state server

B. Cookieless sessions

C. A web garden on the web servers

D. An InProc session

**Answer: A**

15. You are developing an ASP.NET MVC application that displays stock market information. The stock

market information updates frequently and must be displayed in real-time. You need to eliminate unnecessary header data, minimize latency, and transmit data over a full-duplex connection.

What should you do?

- A. Implement long-running HTTP requests.
- B. Instantiate a Message Channel object on the client.
- C. Implement WebSockets protocol on the client and the server.
- D. Configure polling from the browser.

**Answer: C**

16. You are designing a distributed application that runs on the Windows Azure platform. The application must store a small amount of insecure global information that does not change frequently. You need to configure the application to meet the requirements.

Which server-side state management option should you use? (Each correct answer presents a complete solution. Choose all that apply.)

- A. Windows Azure application state
- B. Sql Azure
- C. Profile properties of the Windows Azure application
- D. Windows Azure session state

**Answer: B, D**

#### 17. DRAG DROP

You are developing an ASP.NET MVC application that has pages for users who browse the site with Windows Phone 7.

The pages for Windows Phone 7 include the following files:

- Layout.WP7.cshtml
- Index.WP7.cshtml

You need to update the application so that it renders the customized files correctly to Windows Phone 7 users.

How should you update the Application\_Start method? (To answer, drag the appropriate line of code to the correct location or locations. Each line of code may be used once, more than once, or not at all. You may need to drag the split bar between panes or scroll to view content.)

The screenshot shows a Visual Studio interface with a list of code snippets on the left and the Application\_Start method on the right. The snippets are:

- DefaultDisplayMode("WP7")
- ("Windows Phone OS",
- StringComparison.OrdinalIgnoreCase
- DefaultDisplayMode("Mobile")
- ("Mobile",
- AreaRegistration.RegisterAllDevices();

The Application\_Start method on the right is as follows:

```
protected void Application_Start()
{
    DisplayModeProvider.Instance.Modes.Insert(0, new
    {
        ContextCondition = (context =>
            context.GetOverriddenUserAgent().IndexOf
            ) >= 0)
    });
    AreaRegistration.RegisterAllAreas();
}
```



**Answer:**

```
protected void Application_Start()
{
    DisplayModeProvider.Instance.Modes.Insert(0, new
    DefaultDisplayMode("WP7")
    {
        ContextCondition = (context =>
            context.GetOverriddenUserAgent().IndexOf
            ("Windows Phone OS",
            StringComparison.OrdinalIgnoreCase) >= 0)
    });
    AreaRegistration.RegisterAllAreas();
}
```

18. You are developing an ASP.NET MVC web application for viewing a list of contacts. The application is designed for devices that support changes in orientation, such as tablets and smartphones. The application displays a grid of contact tiles in portrait mode.

When the orientation changes to landscape, each tile in the grid expands to include each contact's details. The HTML that creates the tiled interface resembles the following markup.

```
<ul class="contacts">
  <li>
    
    <div>Details</div>
  </li>
</ul>
```

The CSS used to style the tiles in landscape mode is as follows.

```
ul.contacts > li {
  width: 150px;
}

ul.contacts > li > div {
  display: block;
}
```

If this CSS is omitted, the existing CSS displays the tiles in portrait mode. You need to update the landscape-mode CSS to apply only to screens with a width greater than or equal to 500 pixels.

Which code segment should you use?

- A. @media screen and (width >= 500px) { . . }
- B. @media screen and (min-width: 500px) { . . }
- C. @media screen (min-width: 500px, max-width: 1000px) { . . }
- D. @media resolution (min-width: 500px) { . . }

**Answer: B**

19. You are developing an ASP.NET MVC application. You need to authenticate clients by using NT LAN

Manager (NTLM).

Which authentication method should you implement?

- A. Basic
- B. Windows
- C. Forms
- D. Kerberos

**Answer: B**

20.DRAG DROP

You are developing an ASP.NET MVC application in Visual Studio 2012. The application contains sensitive bank account data. The application contains a helper class named SensitiveData.Helpers.CustomEncryptor.

```
public class CustomEncryptor
{
    public string Encrypt(string plaintext)
    {
        ...
    }
}
```

The application contains a controller named **BankAccountController** with two actions.

```
public class BankAccountController : Controller
{
    public ActionResult GetAccounts()
    {
        ...
    }

    public ActionResult EditAccount(string maskedAccountNum)
    {
        ...
    }
}
```

The application contains a model named **BankAccount**, which is defined in the following code segment.

```
public class BankAccount
{
    public string AccountNumber { get; set; }
    public string AccountName { get; set; }
    public double Balance { get; set; }
}
```

The application must not display Account Number in clear text in any URL. You need to build the view for the Get Accounts action.

How should you build the view? (To answer, drag the appropriate code segment to the correct location or locations. Each code segment may be used once, more than once, or not at all. You may need to drag the split bar between panes or scroll to view content.)

<div style="border: 1px solid #ccc; padding: 2px; margin-bottom: 2px;">custEncrypt</div> <div style="border: 1px solid #ccc; padding: 2px; margin-bottom: 2px;">maskedAccountNum</div> <div style="border: 1px solid #ccc; padding: 2px; margin-bottom: 2px;">Html</div> <div style="border: 1px solid #ccc; padding: 2px; margin-bottom: 2px;">Encrypt (item.AccountNumber)</div> <div style="border: 1px solid #ccc; padding: 2px;">Encode (item.AccountNumber)</div>	<pre> @model IEnumerable&lt;SensitiveData.Models.GamerAccount&gt; @{SensitiveData.Helpers.CustomEncryptor custEncrypt =     new SensitiveData.Helpers.CustomEncryptor();} &lt;h2&gt;GetAccounts&lt;/h2&gt; &lt;table&gt;     &lt;tr&gt;         &lt;th&gt;Account Name&lt;/th&gt;         &lt;th&gt;Balance&lt;/th&gt;     &lt;/tr&gt;     @foreach (var item in Model)     {         &lt;tr&gt;             &lt;td&gt;@Html.DisplayFor(modelItem =&gt; item.AccountName)&lt;/td&gt;             &lt;td&gt;@Html.DisplayFor(modelItem =&gt; item.Highscore)&lt;/td&gt;             &lt;td&gt;                 @Html.ActionLink("Edit", "EditAccount",                     new {                         [redacted] =                             [redacted]                                 . [redacted]                     })             &lt;/td&gt;         &lt;/tr&gt;     } &lt;/table&gt;                 </pre>
---	---

Answer:

<div style="border: 1px solid #ccc; padding: 2px; margin-bottom: 2px;">Html</div> <div style="border: 1px solid #ccc; padding: 2px; margin-bottom: 2px;">Encode (item.AccountNumber)</div>	<pre> @model IEnumerable&lt;SensitiveData.Models.GamerAccount&gt; @{SensitiveData.Helpers.CustomEncryptor custEncrypt =     new SensitiveData.Helpers.CustomEncryptor();} &lt;h2&gt;GetAccounts&lt;/h2&gt; &lt;table&gt;     &lt;tr&gt;         &lt;th&gt;Account Name&lt;/th&gt;         &lt;th&gt;Balance&lt;/th&gt;     &lt;/tr&gt;     @foreach (var item in Model)     {         &lt;tr&gt;             &lt;td&gt;@Html.DisplayFor(modelItem =&gt; item.AccountName)&lt;/td&gt;             &lt;td&gt;@Html.DisplayFor(modelItem =&gt; item.Highscore)&lt;/td&gt;             &lt;td&gt;                 @Html.ActionLink("Edit", "EditAccount",                     new {                         maskedAccountNum =                             custEncrypt                                 . Encrypt (item.AccountNumber)                     })             &lt;/td&gt;         &lt;/tr&gt;     } &lt;/table&gt;                 </pre>
--	--